

Herculan ConstaBoost

Static Storage System

SSPB-425WS-EF Models

Completely Assembled - Wired – Ready to Go



Boost Pressure and Get Rid of Odors at the Same Time With the Optional Spray Boom Fill

No chemicals

No special treatment equipment!

Get rid of rotten egg or sulfur odors in your water - Order a HCB Static Storage System with a spray boom fill and turn it into the perfect system for Florida or anywhere there are odors and low pressure or inadequate flow.

Great Pressure – No Odors – One Solution

High flow rates and consistent pressure using inadequate or intermittent sources



- Complete fully automatic turn key system
- Create constant water supply when service is interrupted frequently
- Restore plumbing performance lost to undersized treatment equipment
- When used with moderate low yield well, flow control prevents over pumping
- Install plumbing in buildings with grossly undersized water service using existing service pipe!
- Correct pressure problems in one home or building on a shared well without adversely affecting other users
- Electric solenoid controlled fill with adjustable flow control and manual activation feature
- Slow down water flow through treatment equipment to achieve big results using small equipment without affecting plumbing performance
- Tanks made of HDPE resin meeting FDA regulation 21 CFR 177.1520 © 3.1 & 3.2
- Level controls NSF 61
- PVC Pipe & Fittings meet NSF 61
- Cycle Stop and Check valve of low lead brass
- Pump of synthetics and stainless steel – no brass
- Available with multiple, staged pumps for high delivery rates
- Optional Ultra Violet disinfection units for inlet, outlet or both

Sold By:

Featuring our Patented PumpChamber™
Herculan ConstaBoost™ and PumpChamber™ are
trademarks of
Reid Plumbing Products, LLC, Hopewell, NJ
800-211-8070 from US & Canada +1 609 466-4347
www.wellmanager.com

The PumpChamber is visible through the open 16" manway. PumpChamber is turned off when the water level drops to 4" and comes back on when it rises to about 11". The PumpChamber is capable of functioning in 2 1/2" of water.

The submersible pump inside the PumpChamber is accessible with minimal effort. The PumpChamber™ top is held in place by stainless steel set screws and wiring connections are made inside the attached PVC electrical box using wire nuts. Unions are provided to make connecting and disconnecting piping a simple matter.




Water meter detects leaking fill valve, aids in setting tank fill rate and keeps track of water collected

Electric solenoid with adjustable flow control and manual activation feature

1" inlet and outlet with union connections

Built in bypass so building has water even when unit is turned off for service



Waterproof disconnect for pressure pump and electric fill

Options That Add to Comfort, Utility and Ease of Maintenance



Stop Loss Control

Water the lawn but hold enough reserve for your shower or prevent running toilets from emptying your tank



2 Channel Notifier

Calls one or several people of your choice. A voice tells them where it is calling from and what the problem is! Turn off alarm from your phone and listen in to noises in mechanical spaces



Spray Boom Fill

Sprays the water from your well into the tank and reduces or eliminates dissolved gas like methane and Radon. Eliminates rotten egg odors. No chemicals needed.

Pump Installed	Delivery Rates at Outlet of CP Models										
	@35 PSI	@40 PSI	@45 PSI	@50 PSI	@55 PSI	@60 PSI	@65 PSI	@68 PSI	@72 PSI	@75 PSI	@80 PSI
1/2 HP 10 GPM	13	12.5	12	11.0	9.0	8.0	4.25	1.5	Off		
3/4 HP 10 GPM	14	13.5	13	12.5	12	10.5	7.0	1.5	Off		
1 HP 10 GPM	14.5	14.2	14	13.5	13	12	7.5	1.5	Off		
1 HP 20 GPM	23.0	23.0	22.5	20.0	18.0	13.0	8.0	4.0		1.5	Off
1.5 HP 20 GPM	27.0	26.0	25.0	24.0	21.0	19.0	13.5	1.5	Off		